








	Product Name	Product Specification	Product Size (mm)	Packing (bag) Per Carton	Outer Carton Measurement (m ³)	Net Weight Per Carton (kg)	Carton Per 40' FCL
	Banana	Slice	T: 10	10 kg x 1	385 x 250 x 200	10	2,000
	Longan	Whole	Dia. ≥ 20	10 kg x 1 1 kg x 10 500 g x 20	385 x 250 x 210	10	2,000
	Lychee	Whole/ peeled & destoned	Dia. ≥ 25	10 kg x 1	385 x 250 x 215	10	2,000
	Mango	Slices	Half Cut: W : 30 x L : 45	10 kg x 1	385 x 250 x 200	10	2,000
		Chunks	W x L: 17-25 x 17-25	10 kg x 1	385 x 250 x 200	10	2,000
		Dices	W x L: 10 x 10	10 kg x 1	386 x 250 x 200	10	2,000
		Puree	Puree	1 kg x 10	390 x 260 x 120	10	2,000
	Papaya	Chunks	W x L: 20 x 20	10 kg x 1	385 x 250 x 200	10	2,000
		Dices	W x L: 10 x 10	10 kg x 1	386 x 250 x 200	10	2,000
	Pineapple	Chunks	WxLxT: 28-30x22-28x17-19	10 kg x 1	385 x 250 x 200	10	2,000
		Tidbits 1/16	WxLxT: 14-16x22-28x10-12	10 kg x 1	385 x 250 x 200	10	2,000
	Strawberry	IQF Whole A, B	Dia: 22-35 (A grade) Dia: 15-22 (B grade)	10 kg x 1, 1 kg x 10 10 kg x 1, 1 kg x 10	386 x 250 x 200 385 x 250 x 200	10 10	2,000 2,000
		Sugar added (A, B, C grade)	14 kg strawberry + 3.5 kg sugar Dia: 22-35 (A grade) Dia: 15-22 (B grade) Dia: <15 and 1/4, 1/3 broken	17.5 kg / tin	W x L x H (240 x 240 x 345)	17.50	1,400 tins

	Product Name	Product Specification	Product Size (mm)	Packing (bag) Per Carton	Outer Carton Measurement (m ³)	Net Weight Per Carton (kg)	Carton Per 40' FCL
	Baby Corn	Whole	L: 40-100, 50-100, 60-100, 70-100	10 kg x 1	395 x 290 x 205	10	2,000
				1135.14 lbs x 1	1205 x 1005 x 1062	514.90	37
		Cut	L: 15-30, 25-40, 7-13, 40-60	450 g x 24	395 x 290 x 250	10.80	1,850
				10 kg x 1	395 x 290 x 169	10	2,000
Flower/Daisy	T: 2 - 8	1354.84 lbs x 1	1205 x 1005 x 1062	615	31		
		10 kg x 1	385 x 250 x 200	10	2,300		
	Bamboo Shoot	Slices	W x L x T = (30-90) x (30-90) x (10-20)	10 kg x 1	385 x 250 x 200	10	2,000
		Strip	L x W x T = 40-60 x 4 x 3	10 kg x 1	410 x 275 x 242	10	2,000
	Broccoli	Flower/Daisy	L: 50-70, Dia. 2.5-5.5	10 kg x 1	400 x 270 x 307	10	2,000
	Carrot	Slices	Dia. 15-35	10 kg x 1	385 x 250 x 200	10	2,000
		Dices	L: 10 x W: 10 x T: 10	10 kg x 1	385 x 250 x 200	10	2,000
		Strip	L: 5 x W: 5 x T: 40-60	10 kg x 1	420 x 285 x 217	10	2,000
		Strip	L: 8-12 x W: 8-12 x T: 40-60	10 kg x 1	420 x 285 x 217	10	2,000
	Cauliflower	Flower/Daisy	L: 30-60	10 kg x 1, 2 kg x 5	400 x 270 x 307	10	1,800
	Cowpea Beans	Cut	L: 70-80, Dia. 5-8	10 kg x 1	390 x 260 x 262	10	2,000
				5 kg x 2	420 x 285 x 217	10	2,000
				500 g x 20	420 x 285 x 197	10	2,000
	Green Beans	Whole	"SS"	200 g x 20	335 x 285 x 127	4	4,500
				300 g x 10	360 x 215 x 119	3	6,000
				500 g x 20	410 x 270 x 220	10	2,250
				250 g x 20	382 x 290 x 125	5	3,600
				1 kg x 10	390 x 260 x 250	10	2,250
				400 g x 20	415 x 235 x 237	8	2,000
				500 g x 20	397 x 260 x 232	10	2,000
				500 g x 20	385 x 270 x 240	10	2,300
"MS" cut	10 kg x 1	360 x 255 x 237	10	2,300			
Green Beans	Slice 3 mm.	"MS"	500 g x 10	351 x 318 x 150	10	2,300	
	Green Peas	Whole	Dia. ≥ 8	10 kg x 1	385 x 250 x 180	10	2,300
	Green Soybeans	Whole (salted, regular, kernel)	T: 7 up	400 g x 20	400 x 285 x 170	8	2,750
				500 g x 20	390 x 250 x 217	10	2,300
				10 kg x 1	390 x 250 x 217	10	2,200
				250 g x 20	335 x 285 x 127	5	4,398
		Regular Blanching	Kernel	400 g x 20	380 x 240 x 210	8	2,750
				500 g x 20	390 x 250 x 217	10	2,300
				10 kg x 1	330 x 235 x 217	10	2,300
				500 g x 20	330 x 235 x 217	10	2,300
	Okra	Whole	L: 40-80, 81-100	10 kg x 1, 1 kg x 10, 500 g x 20	385 x 255 x 244	10	2,000
	Peapods	Whole	L x W x T= 40-90 x 20 x 7	10 kg x 1	420 x 285 x 217	10	2,000
				5 kg x 2, 2 kg x 5	450 x 305 x 197	10	2,000
	Sweet Corn	Cut	Half Cut, L: 35-45, Wt. 25-35 g	10 kg x 1	385 x 250 x 200	10	2300
				1 kg x 10	385 x 250 x 200	10	2300